



SHREE SAKET

ELEGANT

AFFORDABLE

LUXURIES

COMFORTABLE


Shree Saket, Opp. Shree Ram Hospital, Near Shree Prashta, G B Road, Owala, Thane (W). 400615



An Artist's impression

FRONT VIEW

About us



All Images are only for presentation purpose

SHREE GROUP OF COMPANIES entered the escalated market of real estate in the year 1990. Heir to an enviable legacy of momentous success and continuous progress, the company holds a predominant position of leadership in Thane's highly competitive construction industry.

The company, which has built its reputation for quality, integrity, innovation and unmatched customer service, has been involved in some of the most eminent residential developments in the Thane city over the last 29 years. Ever since its inception, the company has consistently set soaring standards for others to follow.


A Highly proficient team with several man- years of technology and management experience fuels the success of the company and every project of **SHREE GROUP OF COMPANIES** represents years of experience and an extensive portfolio of successful assignments.



An Artist's impression

EVENING VIEW

Projects Highlights



All Images are only for presentation purpose



- Intercom and C.C.T.V. provision for security
- Ample cars & two wheelers parking facility,
- Building designed to resist Earth-Quake / Seismic forces
- LPG pipe gas provision
- Exclusively designed entrance lobby
- Rain water harvesting facility with well planned storm water drains

- Solar-water heating system provision on roof
- Well paved surrounding with lighting
- High quality acrylic texture exterior paint.
- High speed Elevators of reputed make
- Project approved by leading financial institutions and banks
- Attractive home loans available




An Artist's impression

BIRD'S EYE VIEW

Projects Amenities



All Images are only for presentation purpose



- Decorative designer entrance door, with safety night latch, tower bolt & magic eye.
- Internal doors flush finished with Sunmica.
- High grade mirror finished jointless vitrified flooring 2' x 2' in entire flat.
- Granite kitchen platform with S.S. Sink, dado covered with designers glazed tiles.
- All internal walls / ceiling are gypsum finish with plum level colored with distemper paint
- Granite / Marble framing to all windows & Toilet doors.
- Powder coated aluminium sliding window with clear branded glass.
- French window in living room & bed room.

- Concealed copper wiring, adequate electric points like T.V., Telephone, internet with modular switches & MCB.
- Concealed TV / Telephone / Internet / A/c point in master bedroom.
- Concealed plumbing with high quality CP fitting with diverter & latest sanitary ware.
- Provision of water supply with hot & cold mixer of reputed make.
- Designer glazed ceramic tiles full height in all toilets. with anti skid flooring.
- Granite / Marble frames to all toilet doors & windows, also waterproof door in toilets.
- Dry yard with provision for washing machine.



FIRST FLOOR PLAN (COMMERCIAL)


Carpet Area as Per sanctioned municipal of project Shree Saket									
RERA CARPET AREA				Area in sq.ft.		OTHER AREA NOT INCLUDED IN RERA (FSI) AREA			
Floor	Flat No.	carpet area incl. door jam, INT walls & Structural member	Enclosed balcony area	C.B. Area	Total Sq.ft (A)	Flower bed	Dry Balcony	Total sq.ft (B)	Total Actual Carpet in sq.ft (A+B)
3rd to 7th floor	301, 401, 501, 601, 701	431.09	35.63	13.56	480.29	31.22	13.45	44.67	524.96
	302, 402, 502, 602, 702	272.11	35.63	15.50	323.24	32.08	7.75	39.83	363.07
	303, 403, 503, 603, 703	299.13	----	----	299.13	30.78	7.21	38.00	337.13
	304, 404, 504, 604, 704	416.56	77.50	----	494.06	52.96	14.53	67.49	561.55
	305, 405, 505, 605, 705	439.49	38.64	----	478.13	22.93	7.10	30.03	508.16

RERA CARPET AREA						Area in sq.ft.					OTHER AREA NOT INCLUDED IN RERA (FSI) AREA				
Floor	Flat No.	carpet area incl. door jam, INT walls & Structural member	Enclosed balcony area	C.B. Area	Total Sq.ft (A)	Flower bed	Dry Balcony	Open to Sky Roof	Total sq.ft (B)	Total Actual Carpet in sq.ft (A+B)	Flower bed	Dry Balcony	Open to Sky Roof	Total sq.ft (B)	Total Actual Carpet in sq.ft (A+B)
2nd floor	201	431.09	35.63	13.56	480.29	31.22	13.45	----	44.67	524.96	31.22	13.45	----	44.67	524.96
	202	272.11	35.63	15.50	323.24	32.08	7.75	89.56	129.38	452.62	32.08	7.75	89.56	129.38	452.62
	203	299.13	----	----	299.13	30.78	7.21	119.16	157.15	456.28	30.78	7.21	119.16	157.15	456.28
	204	416.56	77.50	----	494.06	52.96	14.53	152.74	220.23	714.29	52.96	14.53	152.74	220.23	714.29
	205	439.49	38.64	----	478.13	22.93	7.10	67.38	97.41	575.55	22.93	7.10	67.38	97.41	575.55

RERA CARPET AREA					Area in sq.ft.		OTHER AREA NOT INCLUDED IN RERA (FSI) AREA			
Floor	Office No.	carpet area incl. door jam, INT walls & Structural member	Enclosed balcony area	C.B. Area	Total Sq.ft (A)	Flower bed	Dry Balcony	Total sq.ft (B)	Total Actual Carpet in sq.ft (A+B)	
1st floor	Office No. 1	522.26	----	----	522.26	18.62	5.27	23.90	546.16	
	Office No. 2	562.09	172.87	----	734.96	111.94	7.75	119.69	854.65	
	Office No. 3	434.43	122.39	----	556.82	52.85	7.32	60.17	616.99	
	Office No. 4	356.07	31.32	----	387.39	17.22	----	17.22	404.62	



TYPICAL FLOOR PLAN 2nd to 7th floor



All Images are only for presentation purpose

ADVANTAGES / NEAR BY

BUS TRANSPORT : Regular frequency of bus service to Thane Rly.Stn. BEST / TMT buses between Thane & Borivali. Private bus service is also available.

DAILY UTILITIES & SHOPPING MALL : Hyper City | R Mall | Big Mall | D Mart | More | Big Bazar | Cine Wonder Multiplex & Mall | Star Multiplex | Viviana

ENTERTAINMENT & RECREATION : Suraj Water park | 5 Acre TMC Garden | Tiku Ji Ni Wadi

PROPOSED METRO STATION : Kasarwadavali Junction

INSTITUTIONS : Institute of Business Management Studies. IT PARK

EDUCATIONAL : Parshwanath Engineering College | Muchhala Polytechnic Institute | Euro School | Arunodaya Public School | New Horizen Scholars School | Dnyan Ganga Education Trust | St., Xavier's School | Saraswati Vidyalaya & College

HOSPITALS : Vedant Hospital | Jupiter Hospital | Kevalya Hospital | Bethany Hospital

BANKS : Various Bank ATMs in a vicinity



LOCATION PLAN
NOT TO SCALE



<https://maharera.mahaonline.gov.in>

MAHARERA
REGISTRATION NO.
P51700021741

S H R E E
GROUP OF COMPANIES

BUILDERS & DEVELOPERS

M/s. Shree Builders & Engineers

HEAD OFFICE – 102, Shree Ganga Prasad,
Ghantali, Sainath Chowk,
Ram Ganesh Gadkari Road, Naupada, Thane West – 400602.

CORPORATE OFFICE – Shree Corpo, Ground Floor,
Beside Shree Vrushti, Sai Nagar,
Ram Mandir Road, Cross G. B. Road, Vadavali,
Thane West – 400615.
Email: sales@shreecon.com

ARCHITECT

M/s. Archit Consultants

RCC CONSULTANT

Epicons Consultants Pvt. Ltd.

GEO TECHNICAL INVESTIGATION

M/s. Ochre Drellers (I) Pvt. Ltd.

LEGAL ADVISOR

Adv. Madan Thakur

Sales Team: 9320 911911 | 9324 422422 | 9323 422422 | 9322 911911 | 9322 511511 | 9322 811811

Disclaimer: This printed/digital material/advertisement is only an invitation to offer and does not constitute a contract of any type between the Owner/ Developer and the recipient. This printed/digital material/advertisement is merely conceptual and is not a legal document. Interior designing used in the Flat/ Unit plan/ Isometric view are for representation purpose only. Any purchaser of this development shall be governed by the terms and conditions of the agreement for sale to be entered into between the parties and no details mentioned in this printed/digital material/advertisement shall in any way govern such transaction. All intending purchasers are bound to inspect all plans and approvals and apprise themselves of all the plans and approvals and other relevant information and nothing in this printed/digital material/advertisement is intended to substitute the actual plans and approvals obtained from time to time. The purchaser must refer to the agreement for sale for actual details. All layouts, pictures, visuals, sketches, drawings, specifications, locations, plans and views of buildings and apartments are artist's impression, are not to scale and for representation purpose only and the same are subject to approvals from concerned approval authorities. Dimensions may be written in square feet or feet for ease of reference, the same can be converted to metric scale with approximate conversion ratio of 1 square metre = 10.764 square feet and 1 metre = 3.28 feet. Any financial or subvention scheme is subject to sanction of the purchasers eligibility from financial institutions/ banks offering the scheme. All plans, drawings, facilities, etc., are subject to approvals of respective authorities and would be change if necessary. The discretion remain with the developer.all renderings floor plan, pictures, map, are the artist conception and not actual depiction of building, its walls, roadways or landscaping. The developer does not warrants or any legal liability or responsibility for the accuracy, completeness or usefulness of any information disclosed.



Follow us on